



**EURO CHAIRS MANUFACTURER (M) SDN. BHD.**  
Co. No. 164921 - X

**EURO CHAIRS SYSTEM SDN. BHD.**  
Co. No. 121935 - M

**EURO SPACE INDUSTRIES (M) SDN. BHD.**  
Co. No. 105420 - W

**EURO SPACE SYSTEM SDN. BHD.**  
Co. No. 378220 - D

Wisma Euro Lot 21  
Rawang Industrial Estate  
48000 Rawang  
Selangor Darul Ehsan  
Malaysia

tel +603 6092 6666

fax +603 6092 3000

[sales@eurochairs.com](mailto:sales@eurochairs.com)


[www.eurochairs.com](http://www.eurochairs.com)



ISO 9001 : 2000 CERTIFIED FIRM

# Altitude

The secret of balance







True success is achieving

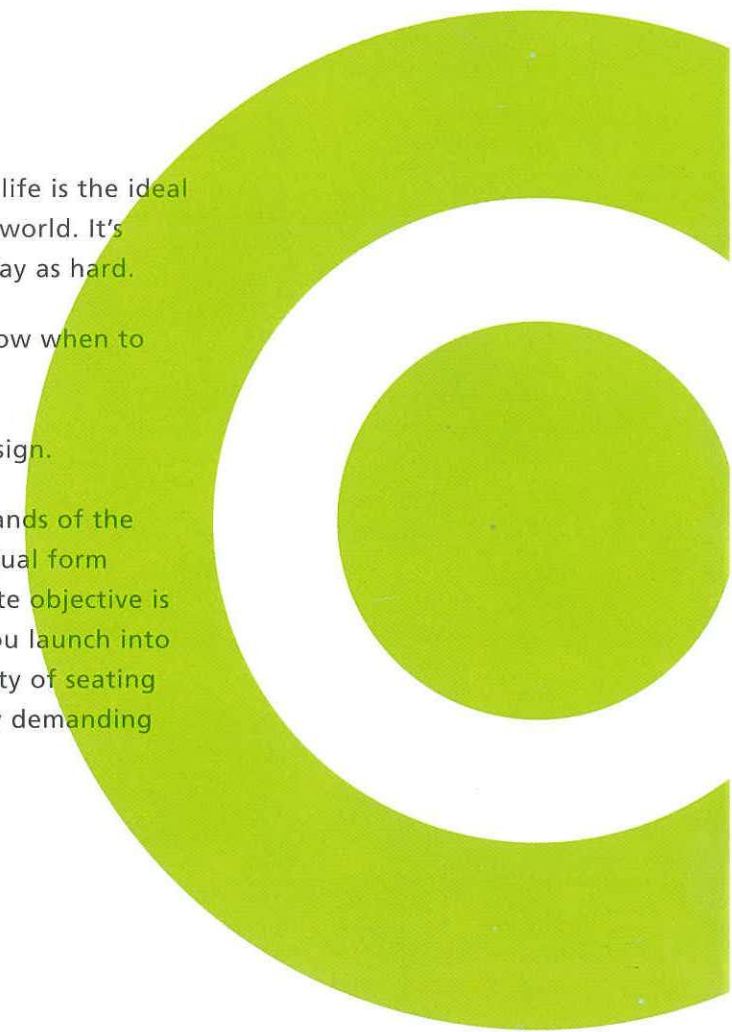

the perfect balance.

Knowing how to strike a balance in every aspect of life is the ideal philosophy to live by. Especially so in the corporate world. It's simple, when you've worked hard, it only pays to play as hard.

And out on the corporate battlefield, it helps to know when to play hardball and when not to.

Introducing **Altitude**. An innovation of balanced design.

Capturing all the finer details of the changing demands of the workplace today, the **Altitude** is a fine symbol of equal form and functionality – to perfect proportion. Its ultimate objective is to ensure that you're seated most comfortably as you launch into the fast forward work mode. Redefining the intensity of seating comfort while adapting to the highly mobile, highly demanding human structure.





# The balance of pace and relaxation

The **Altitude** is designed to support you when you want to work fast and hard. Yet it provides that cradle of comfort when you just want to sit back for a quiet moment of reflection. For it encapsulates all the virtues of high technology and mobility, whilst staying true to the core principles of human comfort.





The Altitude creates the balance that positions you for optimum efficiency in the competitive corporate climate of today.

From the headrest, armrest and backrest to the seat height, every feature is adjustable to fit each user to snug perfection. The headrest in particular can be adjusted higher or lower, and tilted forward or backward for optimum comfort.



The armrests can swivel in opposite directions depending on whether you're sitting upright or reclining. It can also be turned inwards to make long hours at the workstation a lot more comfortable.



The lumbar support is a feature dedicated to the well-being of the spine. It is adjustable to help keep the spine in its natural "S" shape, while holding the pelvis in an upright position. Resulting in a naturally balanced posture.



A back-tension adjuster lever lets the chair adapt to the weight of each user and is designed for easy use. The chair's seat slides in and out to adjust to the user's height thus providing maximum comfort.



• MS 2510L 22M1



• MS 2511L 22M1



• MS 2510N 22M1



• MS 2511N 22M1

- Self-support Mesh, Leather or PVC backrest / seat.
- Synchronize Mechanism or Permanent Contact Mechanism.
- Flexible headrest with angle adjustment.
- Height-adjustable lumbar support.
- Optional Armrest :-**
- 180 turn PP height-adjustable armrest.
- L-Shape plastic fixed armrest.
- Ring plastic fixed armrest.
- Curve plastic fixed armrest.
- H-Shape height-adjustable plastic armrest. (Black or chrome finishing.)
- T-Shape PU height-adjustable & swivelable armrest. (Black or chrome finishing.)