



EURO CHAIRS MANUFACTURER (M) SDN BHD 164921 - X  
EURO CHAIRS SYSTEM SDN BHD 121935 - M  
EURO SPACE INDUSTRIES (M) SDN BHD 105420 - W  
EURO SPACE SYSTEM SDN BHD 378220 - D

Wisma Euro, Lot 21, Rawang Industrial Estate,  
48000 Rawang, Selangor Darul Ehsan, Malaysia.

telephone +603 6092 6666  
local fax +603 6092 2500  
export fax +603 6092 3000  
website [www.eurochairs.com](http://www.eurochairs.com)  
email [sales@eurochairs.com](mailto:sales@eurochairs.com)



# MySpace



## MySpace Office System

You deserve a workplace that is as alive and vibrant as you are. And the MySpace Office System is just that. With its flexible tile sizes, the MySpace Office System allows you to manipulate and customize your office plan to suit every member's unique size, height and more importantly, taste.

The MySpace Office System also utilizes a flexible panel system that lets your space grow or shrink, to suit the needs of the moment. Furthermore, the innovative wire management system allows for discrete yet easy access to wires as well as power points.

Discover your identity with the MySpace Office System's variety of components, and you'll discover unlimited possibilities that are designed for individualization, and perfected for connectivity.

How do you know  
When your workplace  
Is working for you?

When it meets  
everyone's need



When its innovation makes work interesting





When it inspires efficiency



When it inspires efficiency



When it can adapt to all working environments





When it enhances organization





When its advantages simplify work and life



- 1 Over panel curve bin
- 2 Slot-in desktop divider
- 3 Cabinets
  - a Mobile lateral file cabinet
  - b Mobile open cabinet
  - c Mobile dual cushion open cabinet
- 4 Flexi cabinet & shelf



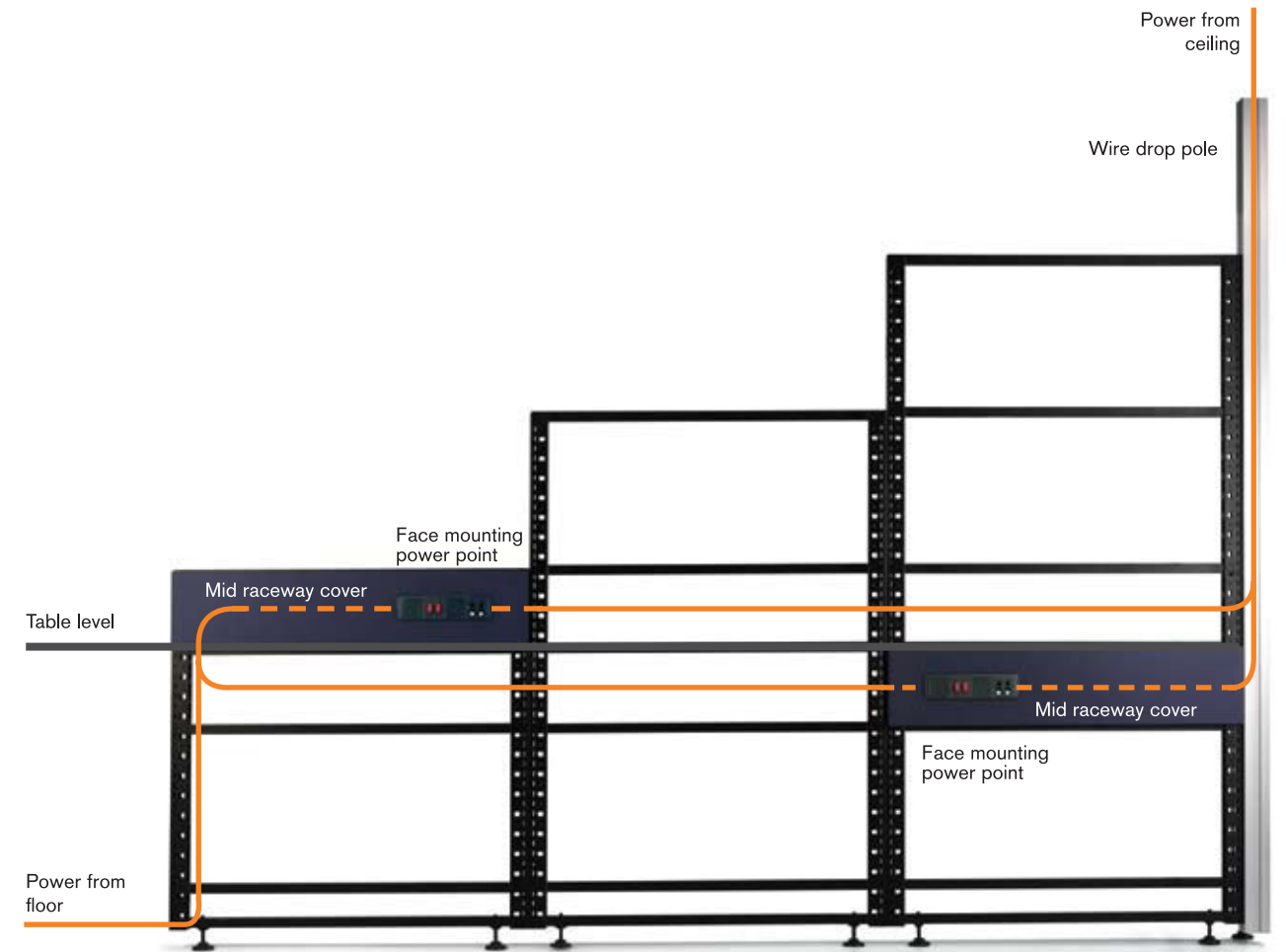
- 5 Off module worktop
- 6 Off module panel
- 7 Panel top divider screen
  - a Accessories tile
  - b Fabric tile
  - c Perspec tile
- 8 Accessories tray & magnetic metal whiteboard
- 9 End worktop extension cabinet
- 10 L-profile aluminium leg with sharing worktops
- 11 Other leg options
  - a Tubular leg
  - b 50mm square steel leg

## Tile material choices



- 1 MFC 2 Embossed metal 3 Perforated metal 4 Plain metal 5 Clear glass 6 Frosted glass 7 Stripes glass 8 Polycarbonate  
 9 Tackable fabric 10 Magnetic fabric 11 Accessories 12 Magnetic metal white board 13 Magnetic laminated white board

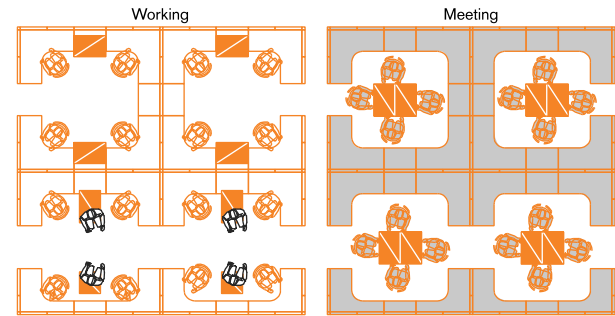
## Wire management



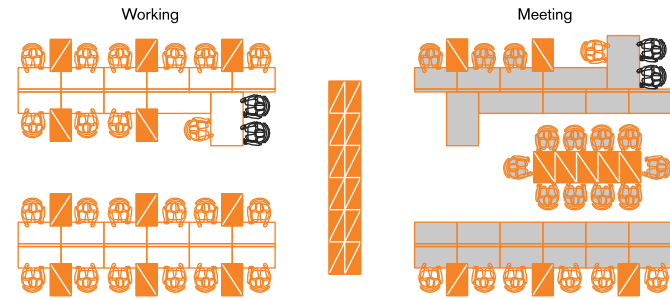
# LAYOUT COMPONENTS

## General space

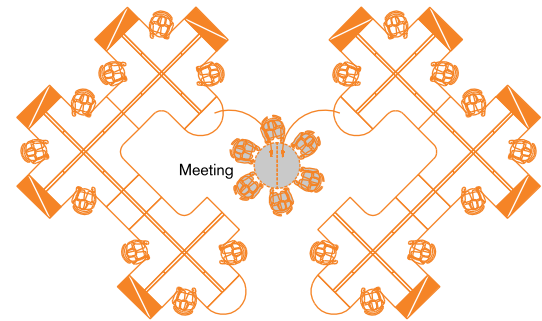
### Block configuration



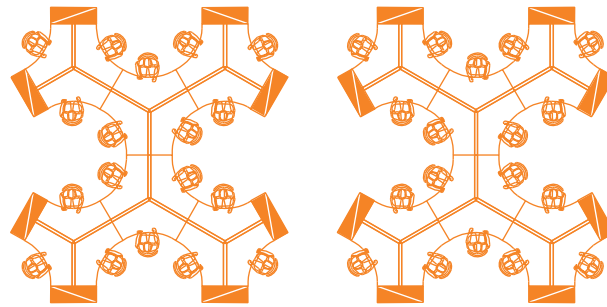
### Bench configuration



### T-section configuration

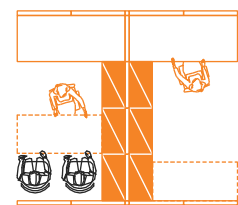


### Honey comb configuration

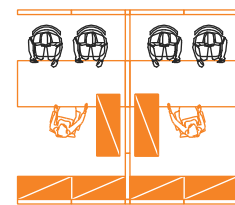


## Private space

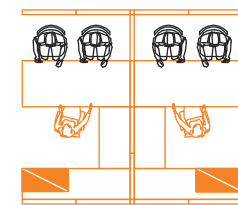
### Flexible working space



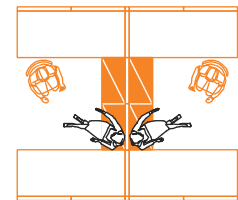
### Mobile storages space



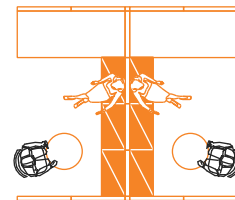
### Fixed working space



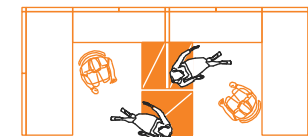
### Individual lounge space



### Discussion space



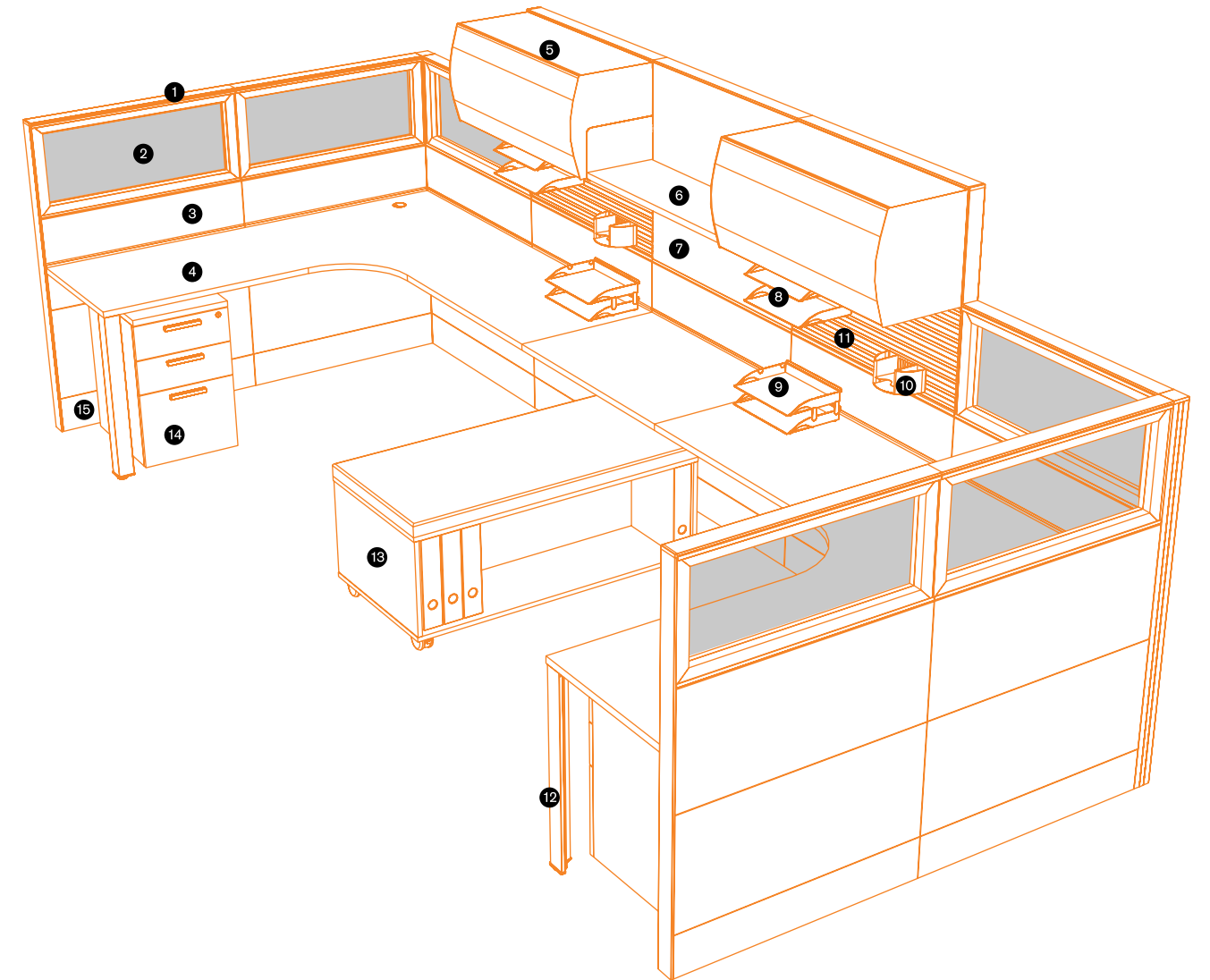
### Shared lounge space



### Legend



# FUNCTION COMPONENTS

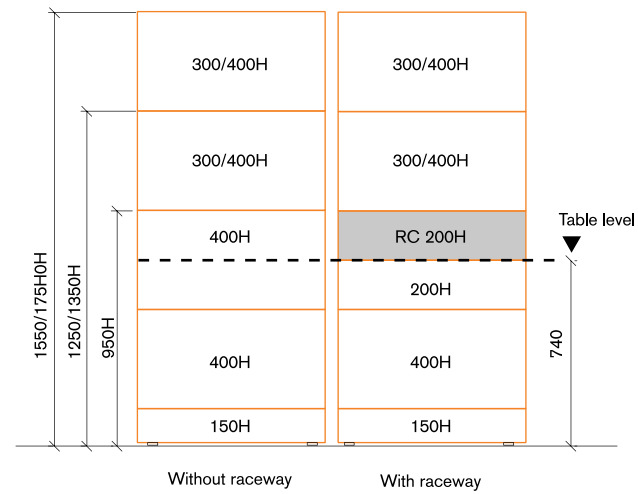


- 1 Panel 2 Tile 3 Mid raceway cover 4 Worksurface 5 Over panel curve bin 6 Hanging shelf 7 White board tile 8 9 10 Accessories tray
- 11 Accessories tile 12 L-profile aluminium leg 13 Mobile cushion open cabinet 14 Mobile pedestal 15 Bottom raceway cover

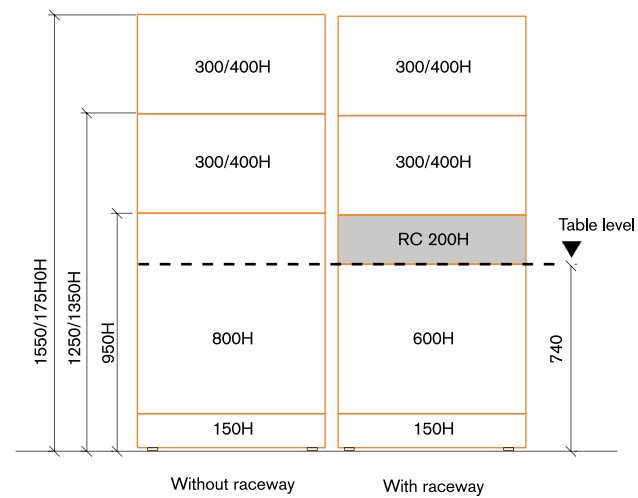


# TILE COMPOSTION

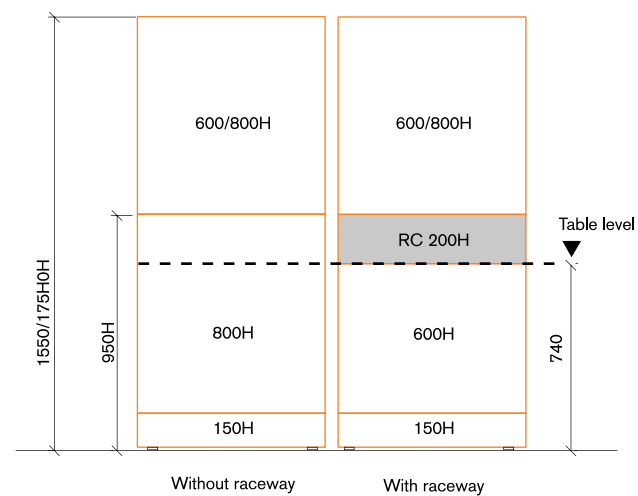
## Combination A



## Combination B



## Combination C



## Tile material legend



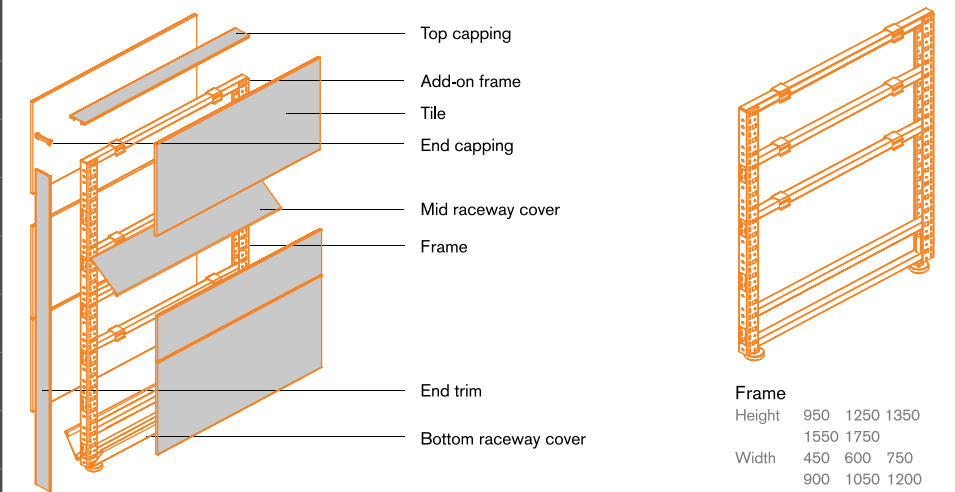
Tiles



Raceway

All dimensions are specified in millimeters

# PANELS & TILES



## Tile

Height	200 300 400 600 800
Width	450 600 750 900 1050 1200

Tackable fabric	Magnetic fabric	MFC	Stripe glass
Clear glass	Frosted glass	Perforated metal	Embossed metal
Plain metal	Magnetic metal white board	Magnetic laminated white board	Accessories

## Top Capping & Connector

<b>Top capping</b> Width 450 600 750 900 1050 1200 1350 1500 1650 1800 1950 2050 2100 2250 2400	<b>End trim</b> Height 950 1250 1350 1550 1750	<b>End capping</b>	<b>2, 3, 4-way connector</b> Height 950 1250 1350 1550 1750
--	---	--------------------	--

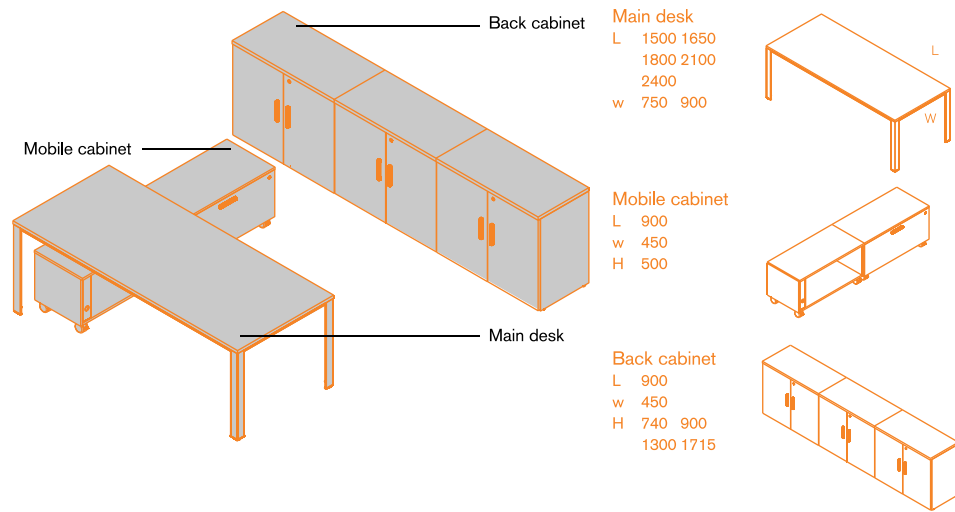
## Raceway Cover

<b>Mid raceway cover</b> Height 200 Width 450 600 750 900 1050 1200	<b>Mid raceway cover Fabric/ Epoxy</b>	<b>Bottom raceway cover</b> Height 130 Width 450 600 750 900 1050 1200	<b>Bottom raceway cover Epoxy</b>
--	--	---	-----------------------------------

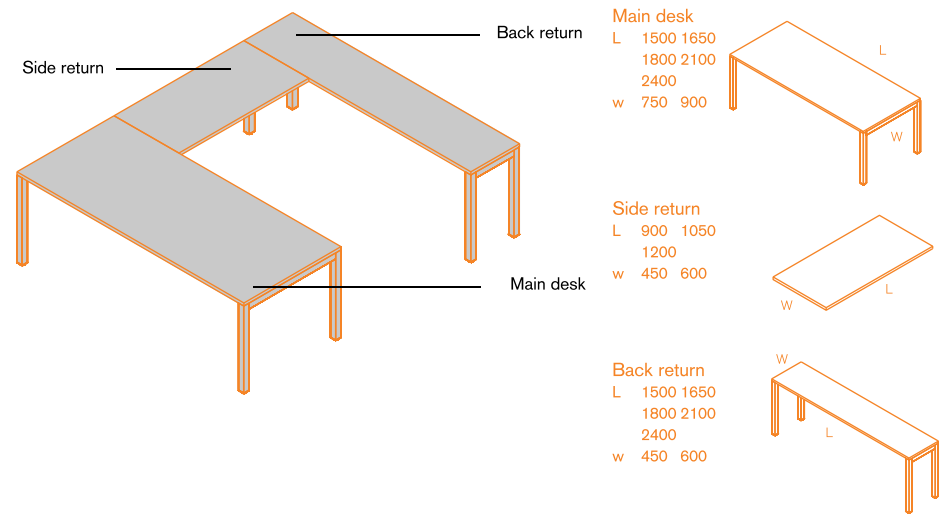
All dimensions are specified in millimeters

# FREE STANDING WORKSTATION

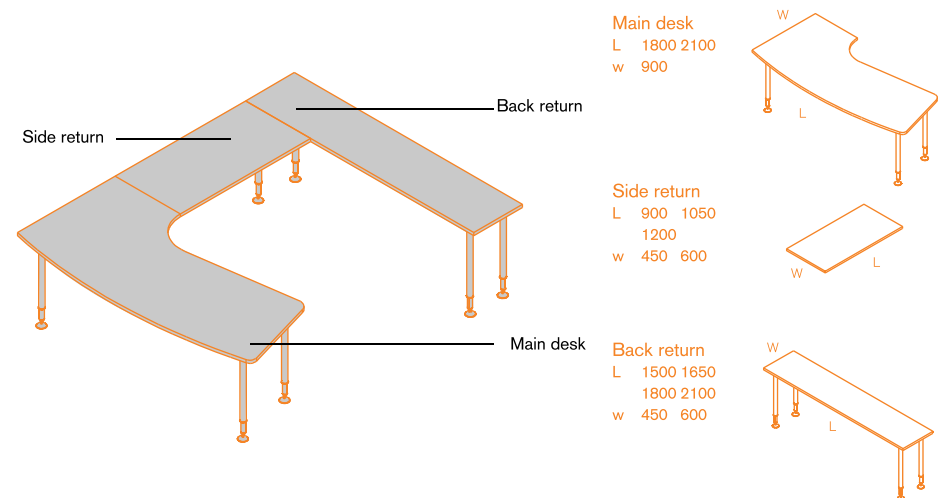
L-profile aluminium leg



50mm square steel leg



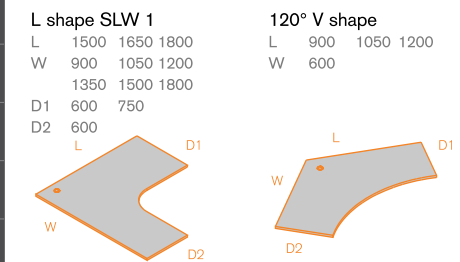
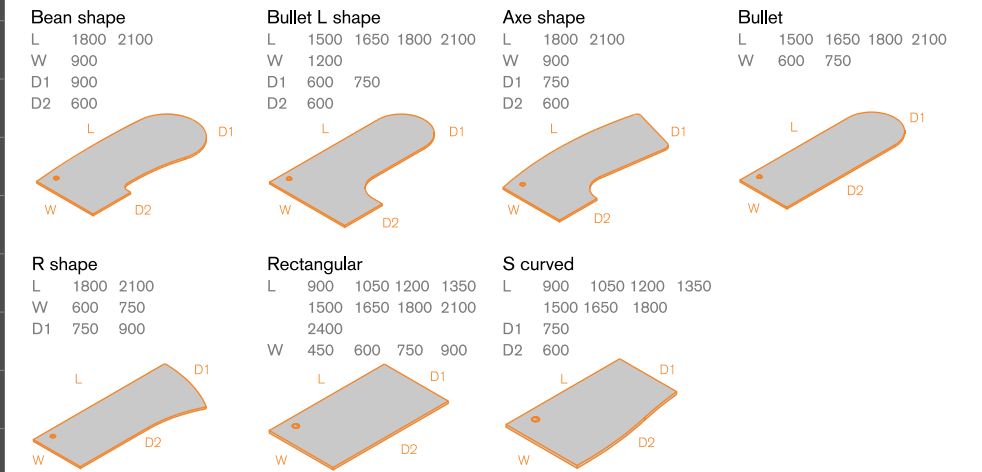
Tubular leg



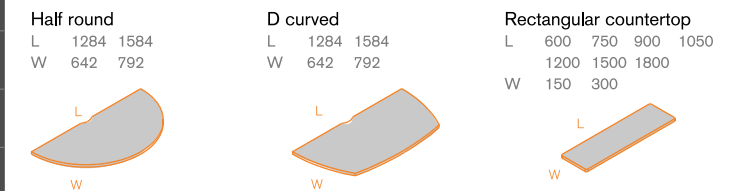
All dimensions are specified in millimeters

# WORKSURFACES

Main workspace



Worksurface extension & countertop



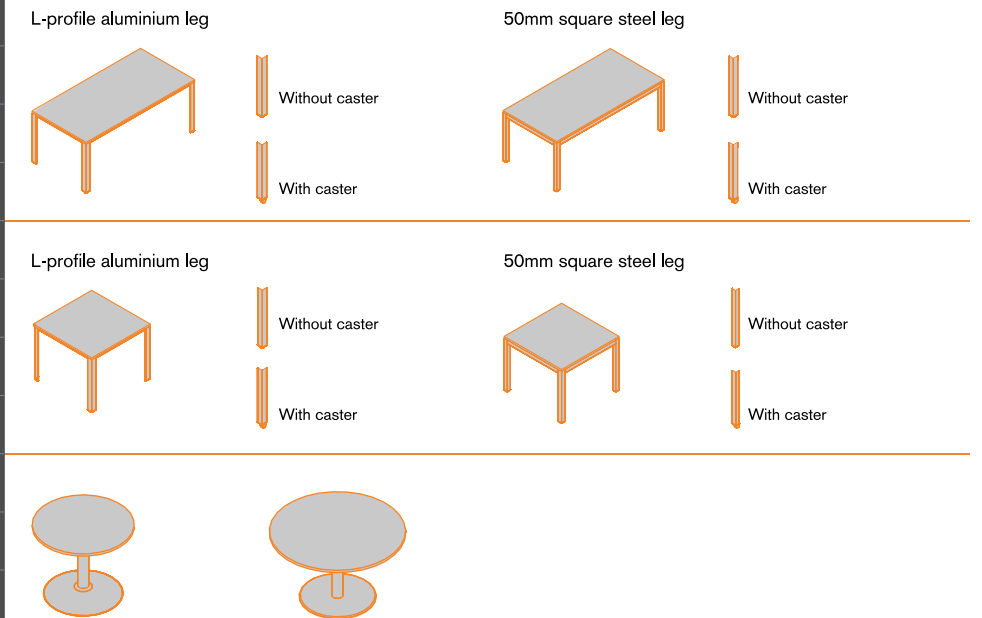
# LOOSE MEETING & DISCUSSION TABLE

**Rectangular**  
L 900 1200 1500 1800 (Caster option)  
2100 2400  
W 600 750 900 1200

**Square**  
L 900 1200 (Caster option)  
W 900 1200

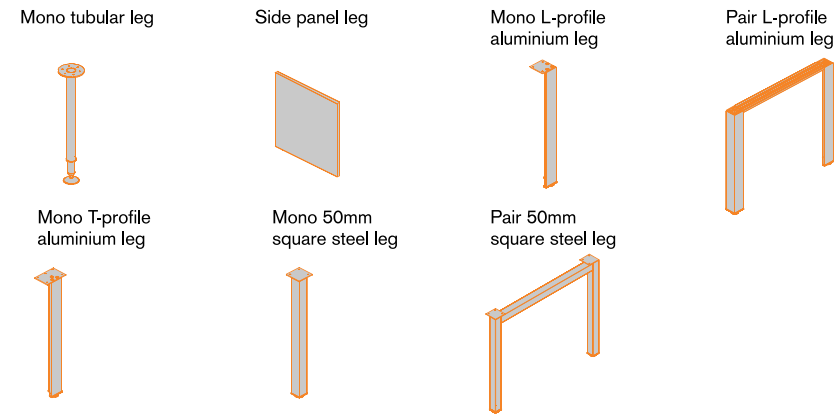
**Round**  
D 750 900 1050 1200

All dimensions are specified in millimeters



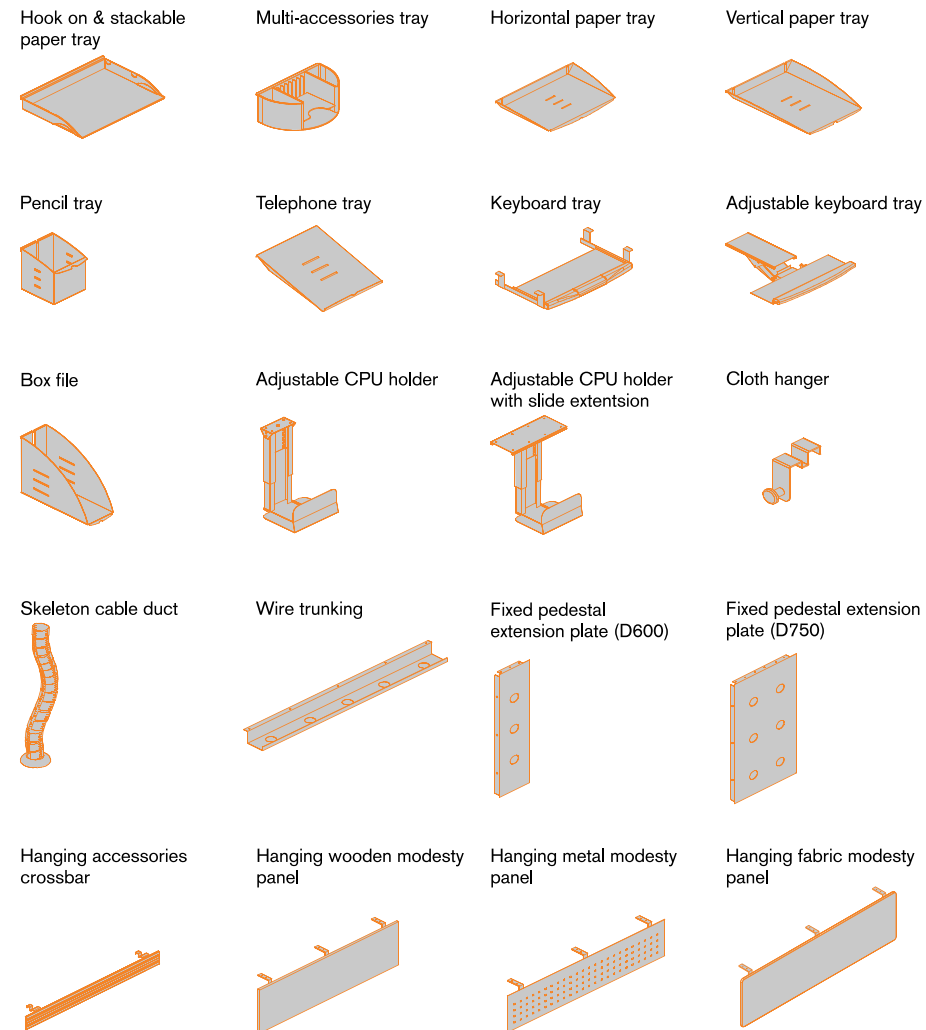
# SUPPORTS

## Worksurface support



# ACCESSORIES

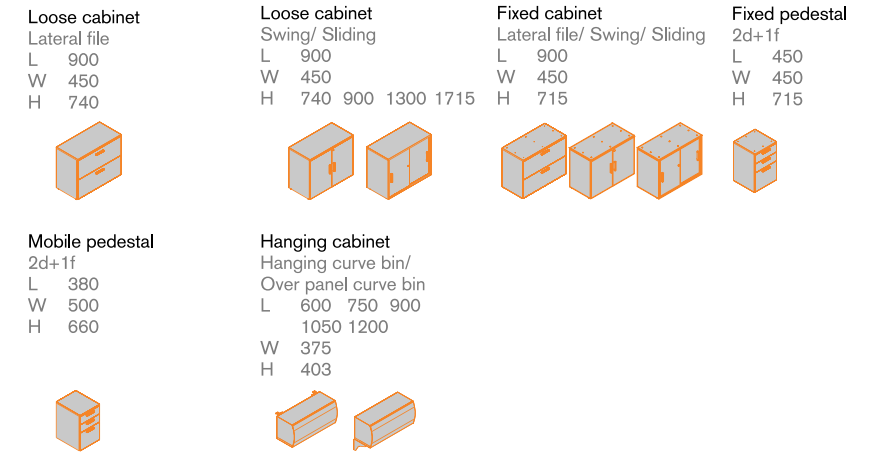
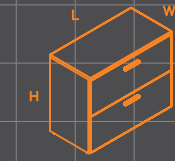
## Accessories selection



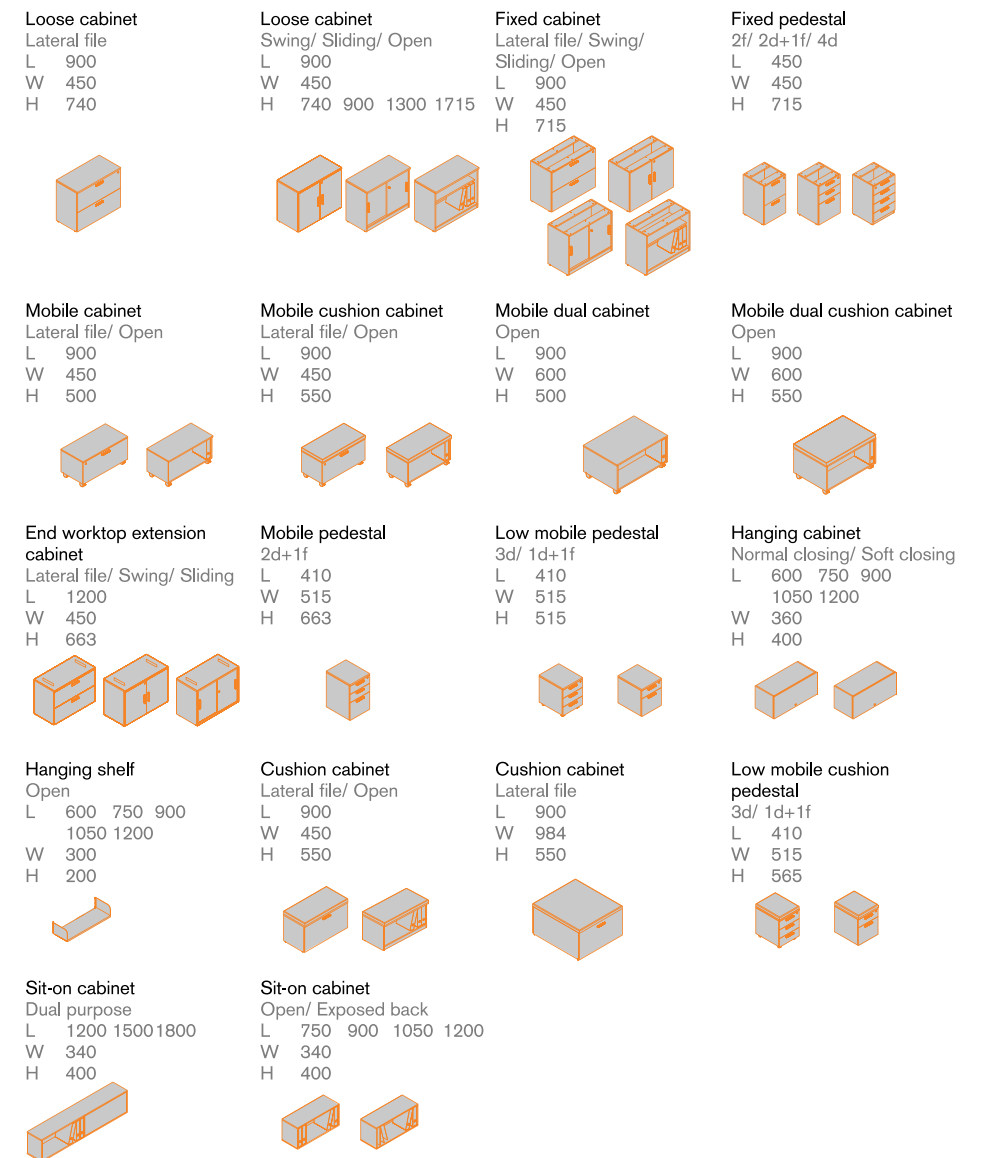
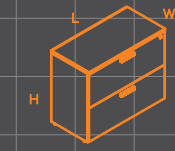
All dimensions are specified in millimeters

# STORAGES

## Metal storages



## Wooden storages



All dimensions are specified in millimeters